

ROLL-OR-KARI DUAL TRUCKS

THREADING DIRECTIONS

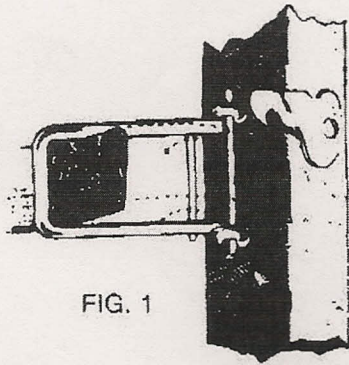



FIG. 1

FIGURE 1

Hold locking device in Extreme outward position

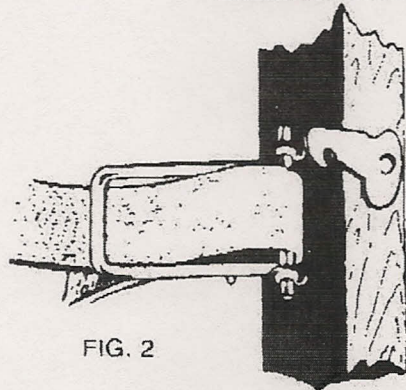
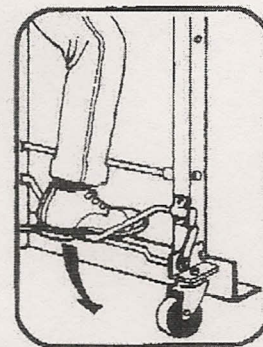


FIG. 2

FIGURE 2

Strap is threaded through Large opening around hinge post. Pull end through until in approximate adjustment.



SIMPLE OPERATION TO OPERATE: place one truck at each end of the load, fasten straps, and press foot-lever at each end to raise load for moving. Handles fold out of way when not in use.

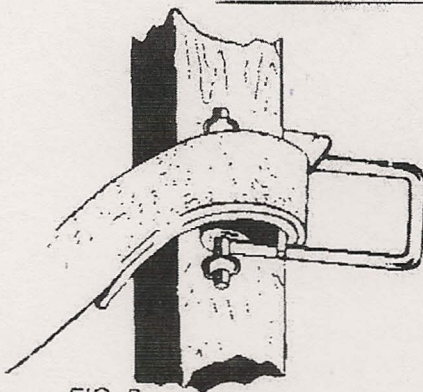


FIG. 3

FIGURE 3

Swing locking device to locking position. Note: End of strap is inside of tightened strap if correctly threaded.

CAUTION
DO NOT raise load until straps are tightened!



For additional information
call: 1.800.631.7351